

DigiPal Workshop

8 June 2012



Schedule

- Search interface
- Annotation tool
- Data Model: Items
- Data Model: Characters
- Where next?

Objectives

- To get a feel for what the DigiPal project is doing
- For prospective users:
 - To see how it might be useful for you
 - To see what would need to be changed for your needs
 - To suggest how to improve what we have already
- For the DigiPal 'core' team:
 - To see what works and what doesn't
 - To see what we need to improve
 - To test the system under different users
- For you to all meet each other

Existing Interface











- Go to 'DigiPal Database'
 - Try searching for manuscripts (e.g. by place, shelfmark etc.)
 - Try searching for scribal hands (e.g. by place, etc.)
 - Try filtering hands by allograph (at the bottom of the search results)
 - Please *don't* try the 'Image Database' just yet
- *Please be aware that this is very much an 'alpha' version and still has a long way to go!*

Existing Interface

- Have a look at the Image Database (This page can be quite slow to load!)
 - Clicking on images brings up the full-size image
 - Clicking on the *captions* brings up the Image Annotation Tool
- **Be careful: the image annotation tool is connected directly to the live database, so any changes will be permanent!** If you accidentally change something then reload the page immediately.

5

Annotation Tool

- | | |
|---|---|
|  Save (S) |  Duplicate (D) |
|  Zoom (Z) |  Transform (T) [I.e. adjust sides] |
|  Drag (W) |  Modify (M) [I.e. adjust corners] |
|  Select (F) |  Delete (backspace) |
|  Rectangle (R) | |
|  Polygon (P) | |

6

Items

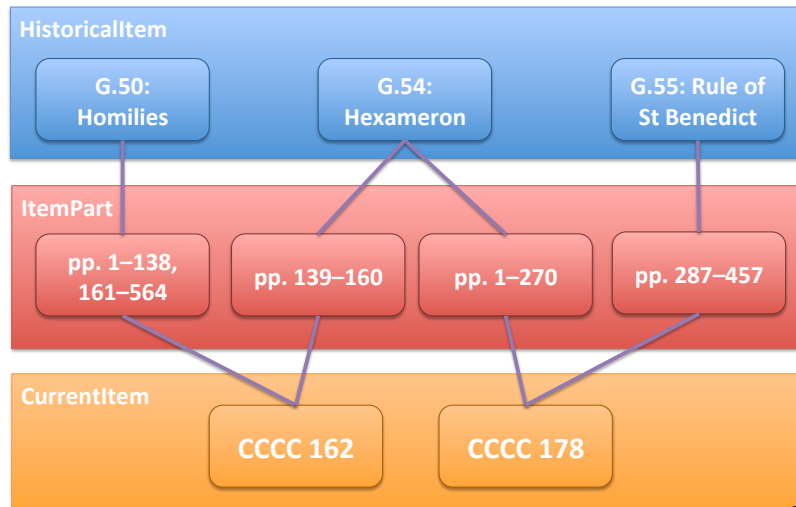
- **Item:** 'A single exemplar of a [text]' (FRBR). Corresponds to a physical object (book, tablet, etc.)
- **G.50: Cambridge, Corpus Christi College 162, pp. 1–138, 161–564** Homilies (most by Ælfric)
- **G.54: Cambridge, Corpus Christi College 178, pp. 1–270 [with CCC 162, pp. 139–160]** Ælfric, *Hexameron*, ...
- **G.55: Cambridge, Corpus Christi College 178, pp. 287–457** *Regula S. Benedicti*

7

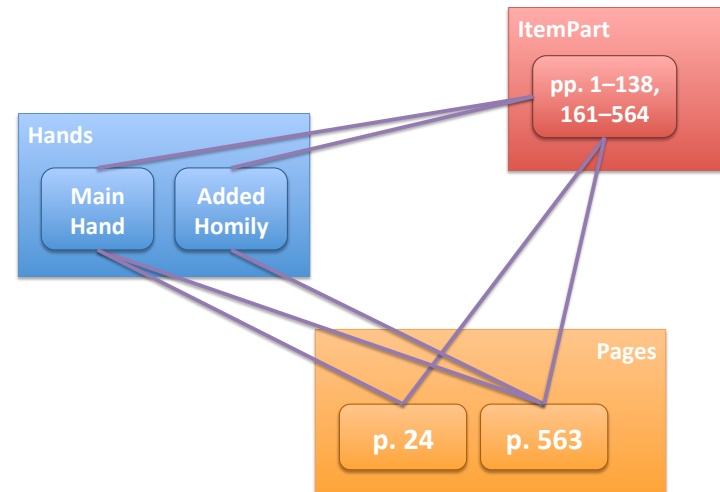
Items

- **Item:** 'A single exemplar of a [text]' (FRBR). Corresponds to a physical object (book, tablet, etc.)
- **Historical Item:** a complete object as it existed at an arbitrary historical point in time (a book, a tablet, etc.). *Usually corresponds to a catalogue entry (Ker, Gneuss, Sawyer...).*
- **Current Item:** a complete object as it exists today. *Usually corresponds to a single shelfmark/accession number.*
- **Item part:** one or more parts of an item (e.g. set of folios, fragment of a manuscript, fragment of a tablet). *Item parts should be as inclusive as possible to allow mapping from a historical item to a current item.*

8




9



10

Components and Features

- Each allograph/idiograph/graph is made up of a set of common **components**.
- Each component can have one or more **features**.
- E.g. **b** has an *ascender* and a *bowl*;
 - An *ascender* can be long or short; wedged, clubbed, flat-topped forked or tapering; straight or curved; etc.
 - A *bowl* can be round or square; etc.
- NB that this applies at all levels:
 E.g. Insular **b** normally has wedged ascenders (allograph), but a given scribe may habitually write it with forked ascenders (idiograph), but one particular case might be clubbed (graph).




11

'Letters'

- **Characters** (sign): More or less a set of letters in the abstract, but also includes punctuation and abbreviations. So **a**, **b**, **c** etc. but also full stop, question mark, accent mark (´), etc. NB that nothing is said about what the character looks like, so **a** and **ɑ** are the same character.
(But what about a and A?)
- **Allographs**: A set of recognised variant ways of writing the same character (e.g. **a** and **ɑ**, or Caroline and Insular **d**).
(But how do we define 'recognised'?)
- **Idiographs**: A set of variant ways that a particular individual has of writing a given allograph.
- **Graphs**: A set of physical letters on the page.

12



Question: Does this model generalise beyond handwriting?

- 'Abstract' -> Border
 - 'Allo' -> Foliate border, interlace border, ...
 - 'Idio' -> One artist's way of doing foliate borders
 - 'Concrete' -> A particular instance of a foliate border by that artist
-
- Does this make any sense at all??